

Salt Lake County Weekly Influenza Surveillance Report

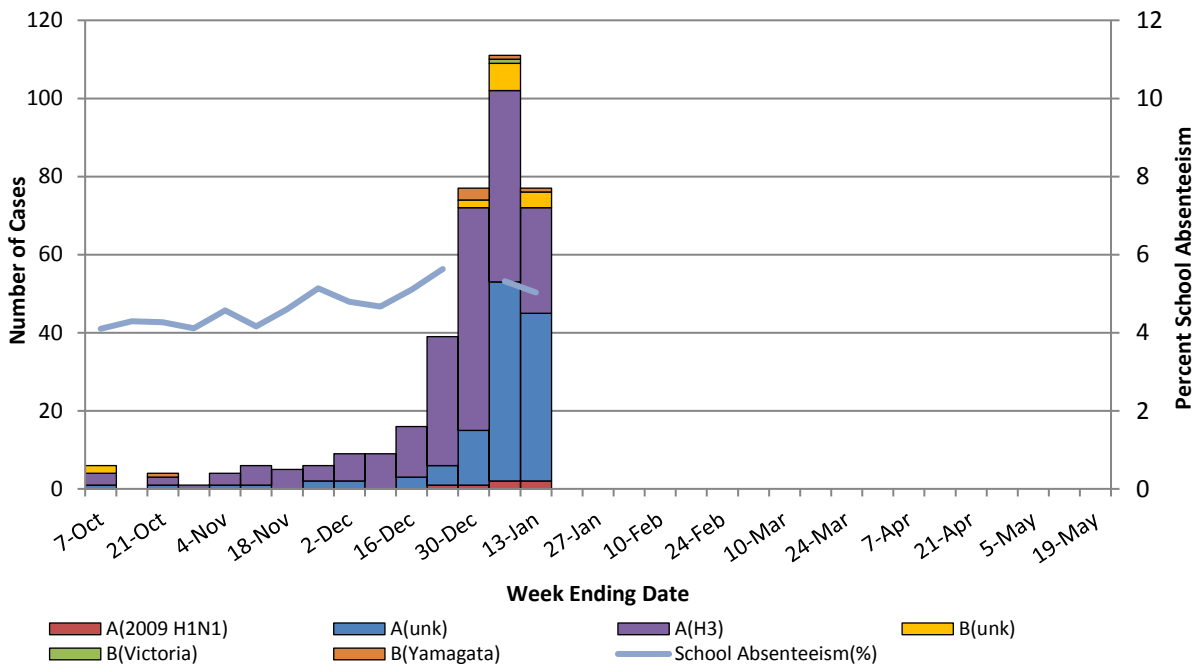
Epidemiology Bureau

Week 2: January 7 – January 13

- Hospitalizations: 371
- Influenza related deaths: 9
- ILI: data unavailable
- School absenteeism: 5.0%
- P&I mortality: 8.1%

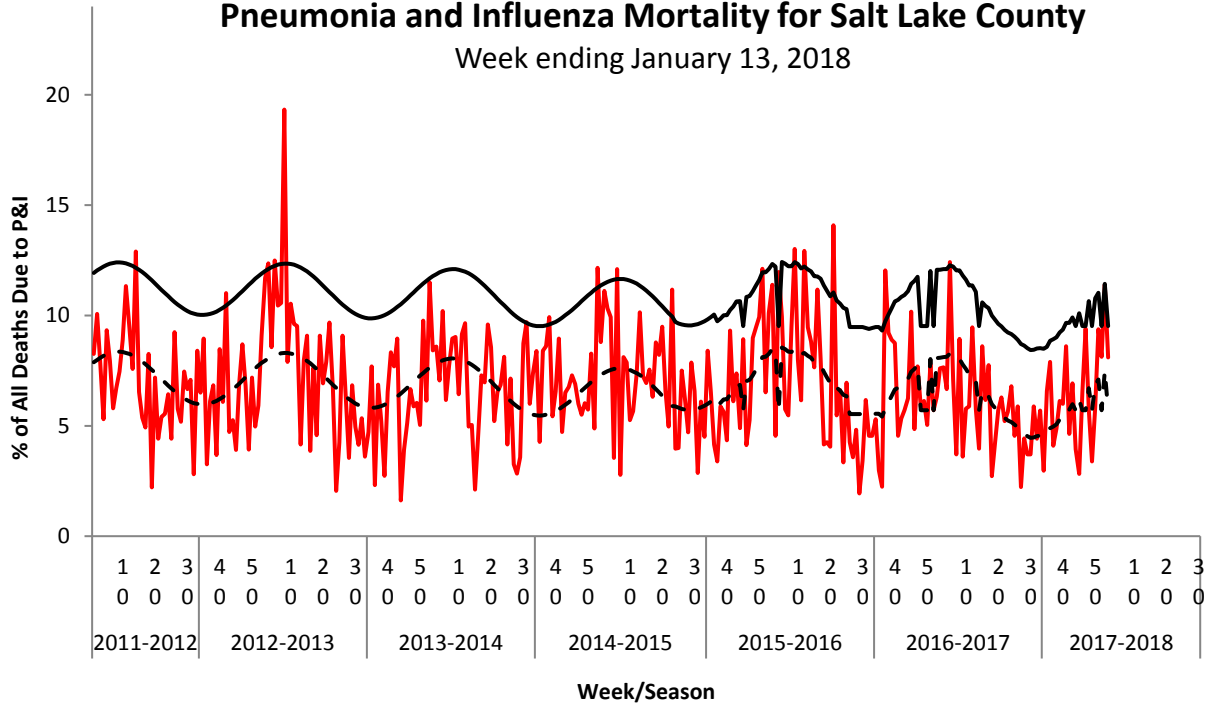
Hospitalized Influenza Cases by Subtype	
Influenza A(unknown)	124
Influenza A(H3)	218
Influenza A(H1N1)	6
Influenza B(unknown)	15
Influenza B(Victoria)	1
Influenza B(Yamagata)	6
Unknown	1

2017-2018 Influenza Season: Weekly Surveillance Data



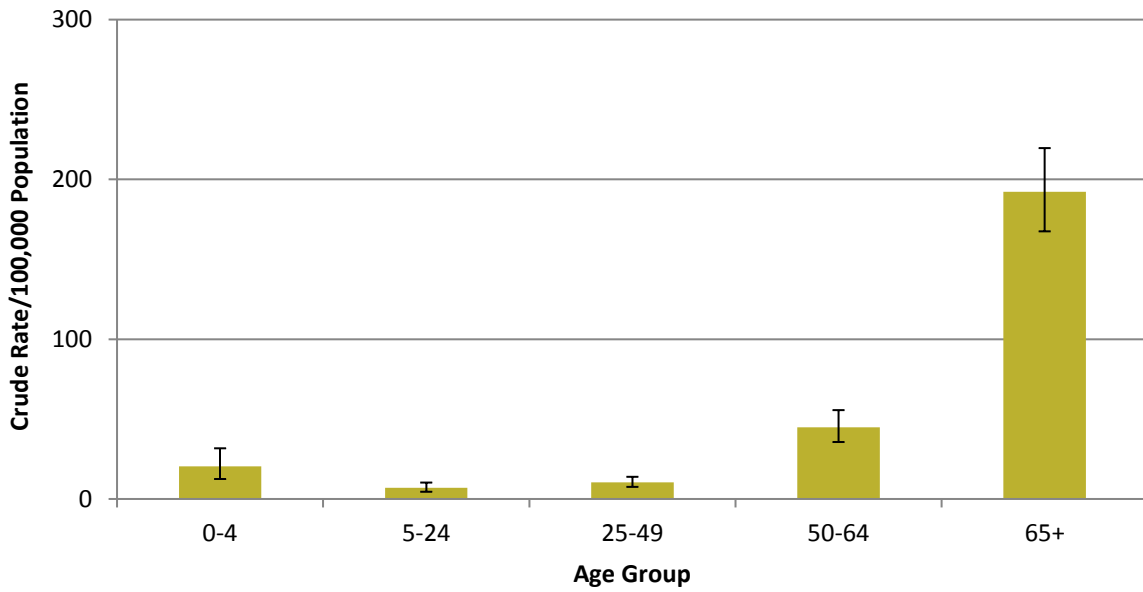
Pneumonia and Influenza Mortality for Salt Lake County

Week ending January 13, 2018

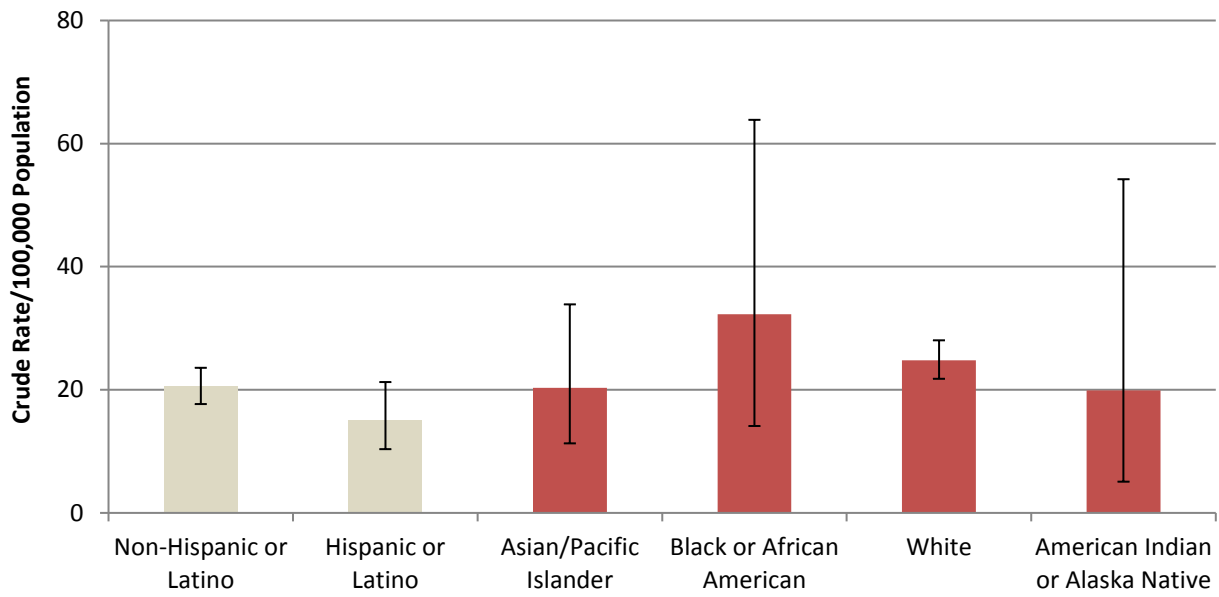


Hospitalized Influenza Rates by Age Group

Salt Lake County



Hospitalized Influenza Rates by Race & Ethnicity Salt Lake County



Severity Index for Salt Lake County Hospitalized Influenza Patients

Age Group	Total Cases	% Vaccinated	% ICU	% Vent	% Died	% Pneumonia	% Underlying Health Conditions
0-4	18	0	0	0	0	0	0
5-24	23	0	0	0	0	0	4
25-49	42	0	2	0	0	5	10
50-64	78	3	4	1	1	4	15
65+	210	4	1	0	4	3	10
Total	371	3	2	0	2	3	10

Underlying Medical Conditions Among Hospitalized Influenza Patients Salt Lake County

