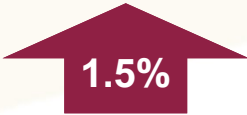
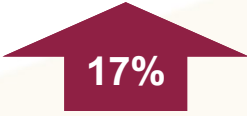
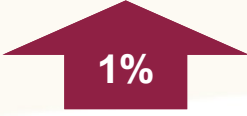



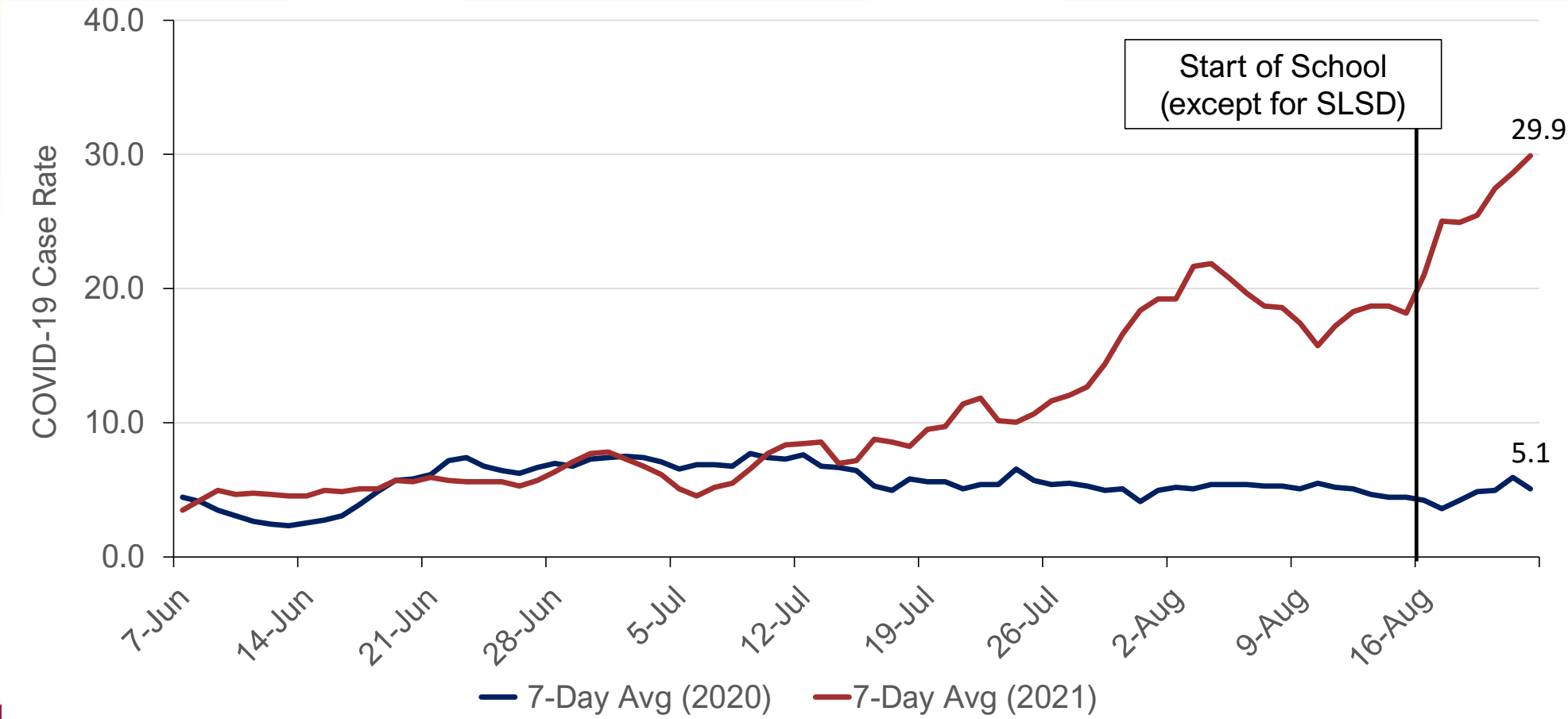
COVID-19 WEEKLY UPDATE

August 24, 2021

Salt Lake County Continues To Be High Transmission

Utah High Transmission Index	Salt Lake County	7-Day Trend
7-Day Average Percent Positivity \geq 10%	13.7% Positivity	 1.5%
14-Day Case Rate \geq 325 Per 100K People	391 Cases Per 100K People	 17%
7-Day Total ICU Utilization \geq 72%	86% Total Utilization	 1%
7-Day COVID ICU Utilization \geq 15%	23% COVID Utilization	

5-11 yrs Case Rate is 6x Higher Than Last Year



15% of Cases Are Children Under 12

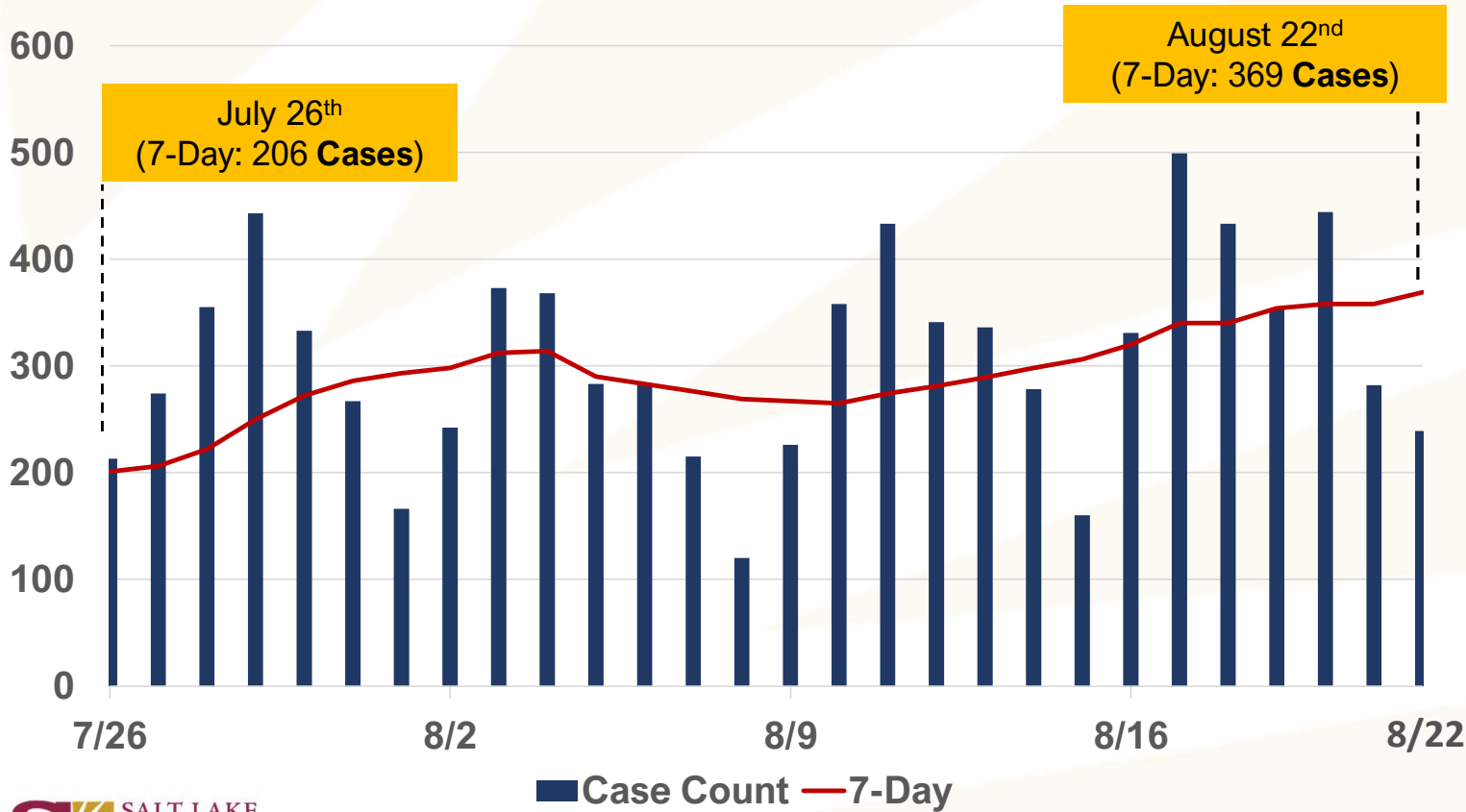
Indicator	Last Week (8/16 - 8/22)		Two Weeks Ago (8/9 - 8/15)	
	Count	Rate per 100K	Count	Rate per 100K
Total Population				
Cases	2582	213.9	2139	177.2
Hospitalizations*	77	6.4	100	8.3
Deaths	6	0.5	13	1.1
Ages 0-11				
Cases	389	165.9	278	118.0
Hospitalizations*	3	1.28	1	0.4
Deaths	0	-	0	-

Ages 5-11 Have Highest Case Rate Among Kids

Age Group	# of Cases (Past Week)	7-Day Case Rate	% of Cases
0-4	106	106	4%
5-11	283	209	11%
12-17	181	174	7%
18+	2012	232	78%
Under 12	389	166	15%
All Ages	2582	214	100%

21% Increase In 7-Day Case Count Since Last Week

Salt Lake County Confirmed COVID-19 Cases

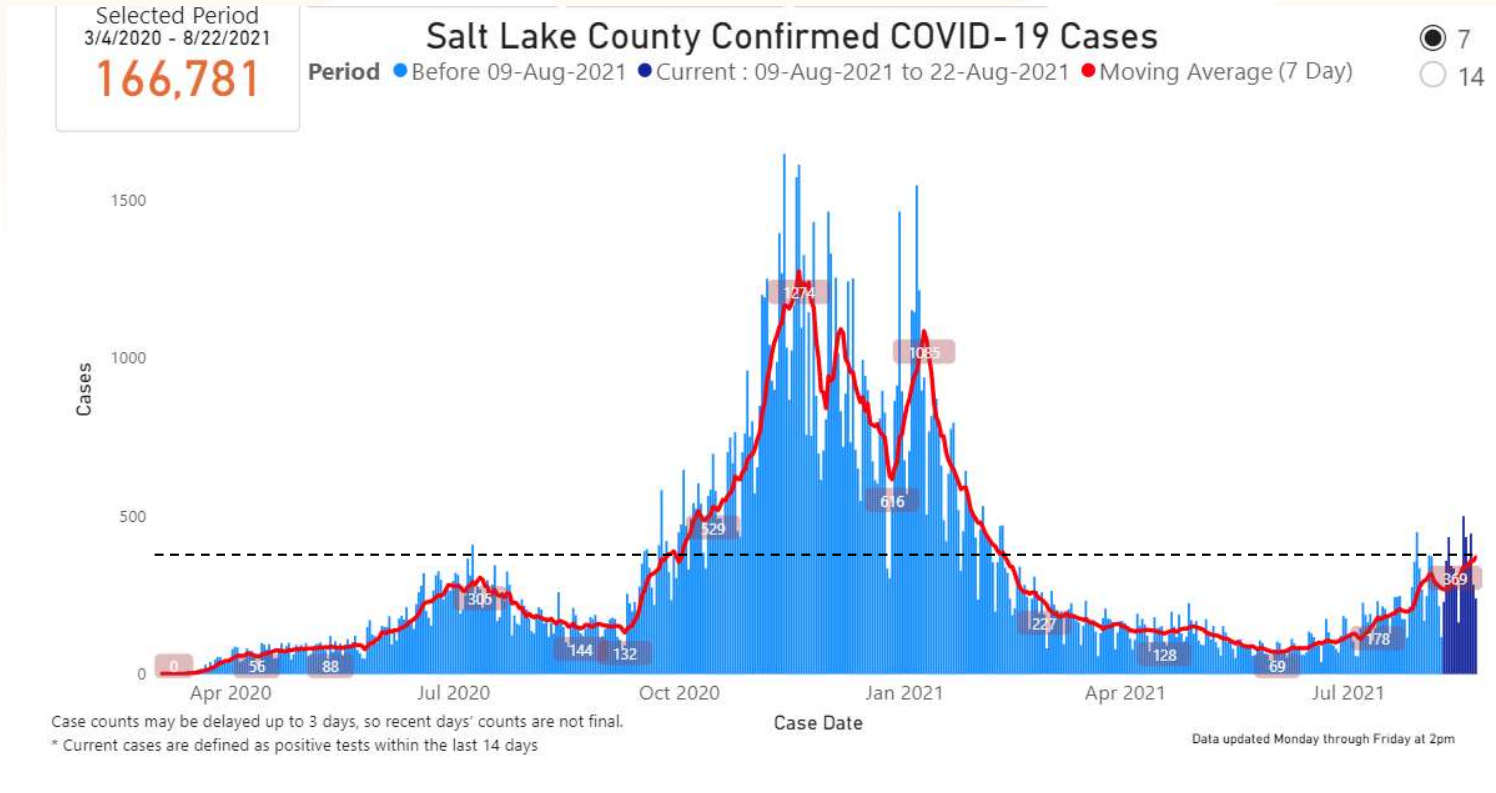


Change Over 1 Week:

21%
Relative Increase In
7-day Case Count

* 7-Day Case Count on Aug 22, 2020: 144 Cases

7-Day Case Count is 156% Higher Than Last Year



7-day case count is
156% higher
than this time last
year (8/22/20)*

44% of School Cases Are In Elementary School

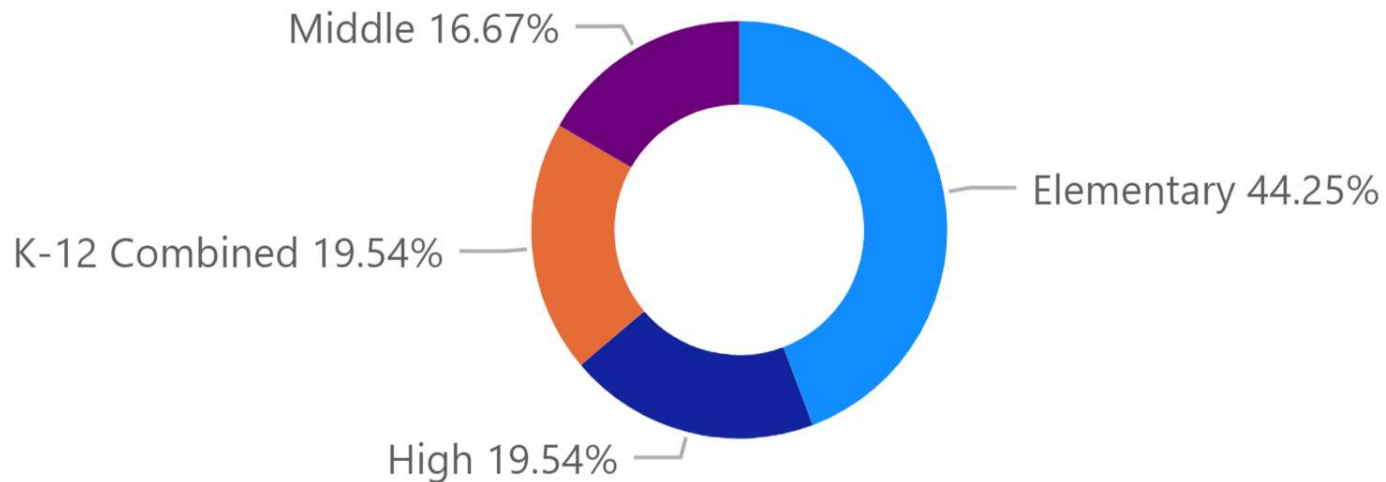
174 confirmed COVID-19 cases under 18

identified in schools since school started



≈ 200 confirmed COVID-19 cases under 18

are pending School Attendance Verification



Percentage of Case By School Type

64% of SLCo Residents 12+ Are Fully Vaccinated

Vaccination Rates for **Total Population**:

Location	Population Fully Vaccinated
Salt Lake County	51.3%
Utah	48.0%
United States	51.5%

Change Over Past Week



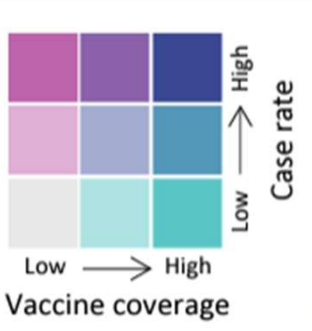
Vaccination Rates for **Eligible Population (12+)**:

Location	Population Fully Vaccinated
Salt Lake County	63.7%
Utah	59.4%
United States	60.2%



Low Vaccine Coverage and High Case Rates

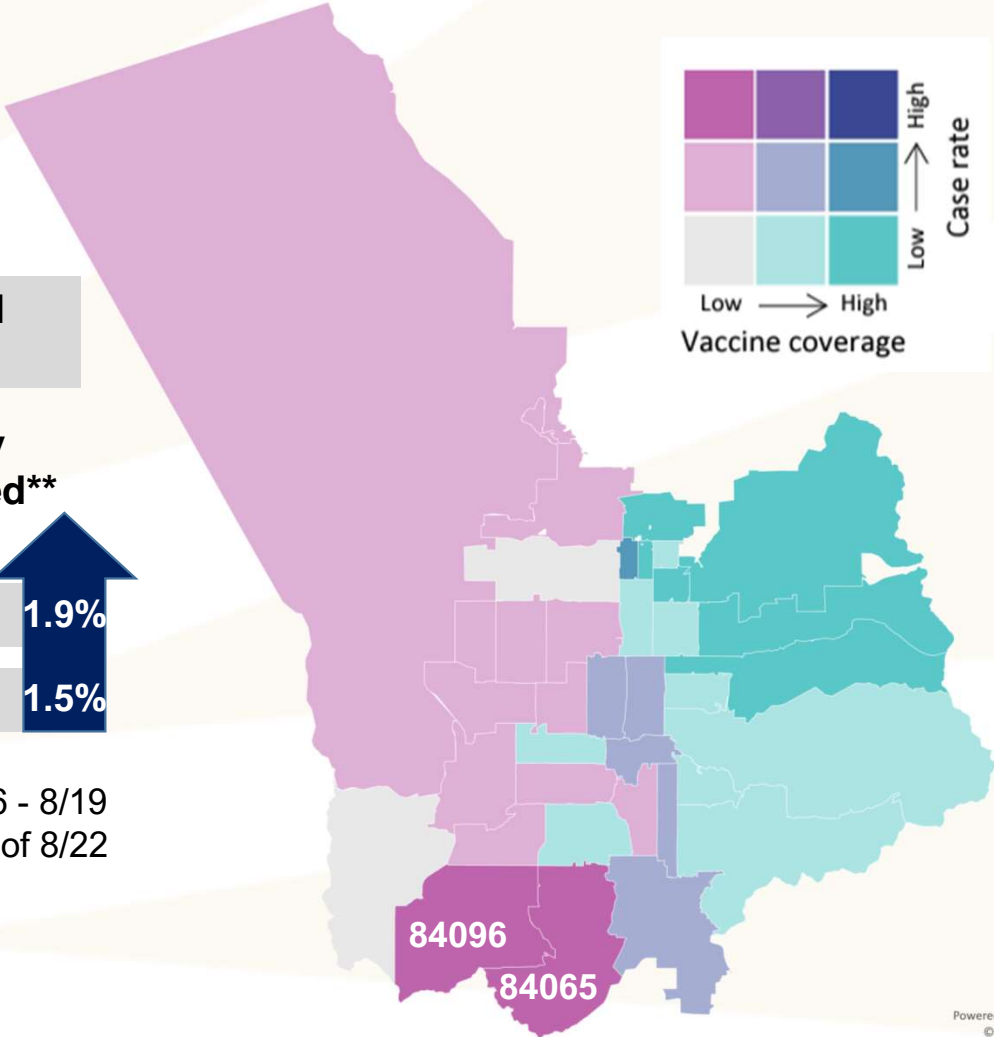
ZIP codes with the **lowest vaccine coverage** and **highest case rates**:



84096 (Herriman)
84065 (Riverton)

	Case Rate Per 100K*	% Fully Vaccinated**
84096 (Herriman)	603 13%	42.8% 1.9%
84065 (Riverton)	613 24%	46.3% 1.5%

* 14-Day Case Rate from 8/6 - 8/19
** Cumulative Vaccination as of 8/22



Salt Lake County ICUs are At Capacity

