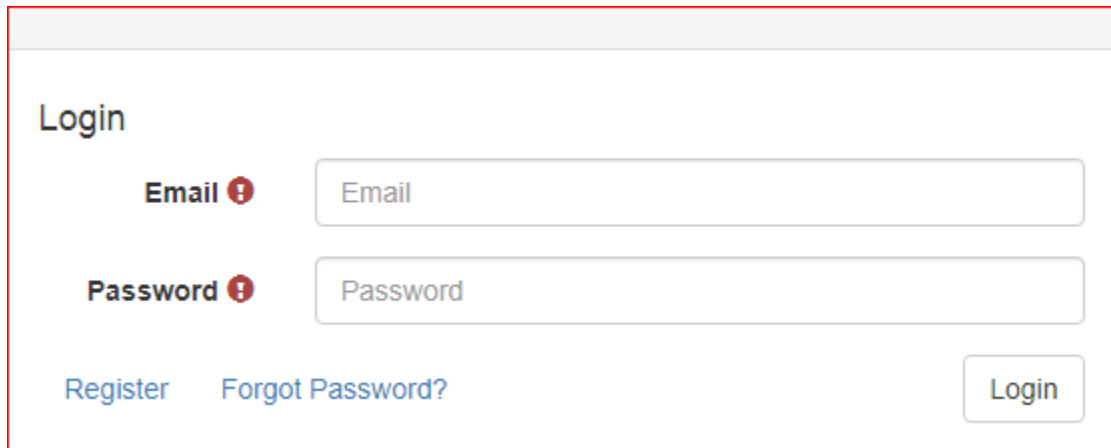


## How to pay online in e360

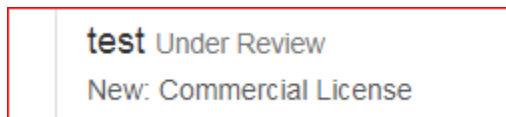
Log into e360.



The screenshot shows a login form with the following elements:

- Login** header
- Email** label with a red exclamation mark icon, followed by an input field containing the placeholder text "Email".
- Password** label with a red exclamation mark icon, followed by an input field containing the placeholder text "Password".
- Links for [Register](#) and [Forgot Password?](#) in blue text.
- A **Login** button in a rounded rectangle.

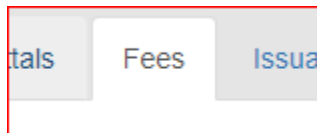
Select the project / file you wish to pay on.



The screenshot shows a dropdown menu with the following text:

- test** Under Review
- New: Commercial License

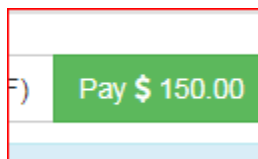
Go to Fees Tab in the upper center of the screen.



The screenshot shows a set of navigation tabs with the following labels:

- tals
- Fees** (highlighted)
- Issua


Select the Green Pay button.



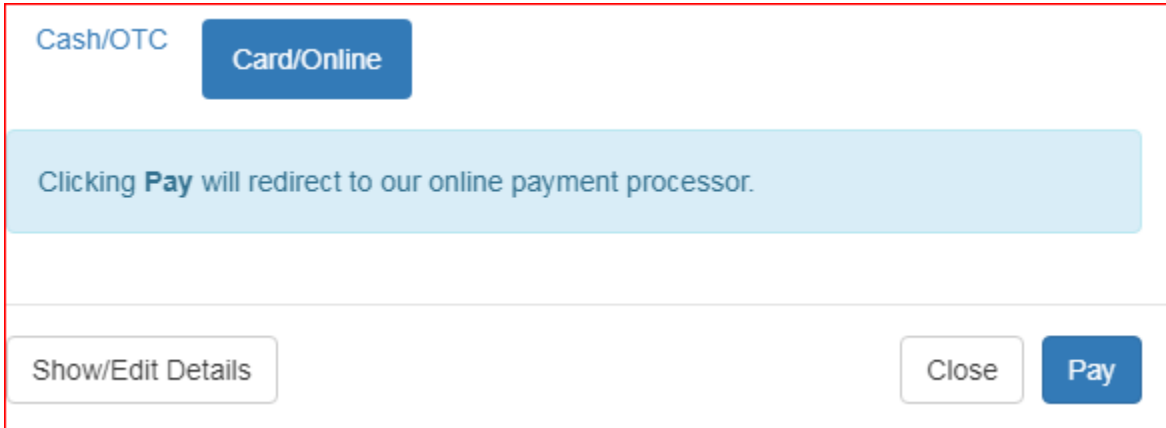
The screenshot shows a button with the following text:

- F)
- Pay \$ 150.00**

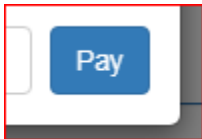
Select card/Online.



You will see an alert about being transferred to a secure third-party site.



Select Pay.



Review the fees you will be paying.

| Cart Details                |                  |          |
|-----------------------------|------------------|----------|
| Item Description            | Reference Number | Amount   |
| General License Fee (Magna) | K1900028         | \$150.00 |
|                             | Total :          | \$150.00 |

Select the payment type and enter your card information.

## Select Payment Type

Credit/Debit Card

### Card Number

\*



### Name on Card

\* Enter Name on Card

### Expire Month

\* Month

### Expire Year

\* Year

### Security Code

\* Enter Security Code

Need help?



## Billing Information

### First Name

\* Enter First Name

### Last Name

\* Enter Last Name

### Billing Address

\* Enter Billing Address

### City

\* Enter City

### State

\* Choose State

### ZIP

\* Enter ZIP

## Contact Information

### Phone Number

Enter Preferred Number

### Email Address

\* Enter Email



CANCEL

PAY \$150.00

When the payment goes through you will get a success pop up. An email will also be sent to the address entered.

# SUCCESS!

Your payment has been submitted.  
Here is your receipt.

06/03/2019 10:57 AM

BOB NAME

Confirmation Number: 18894005

| Item  | Amount          |
|---|-----------------|
| Greater Salt Lake MSD<br>General License Fee (Magna): K1900028<br>Transaction Number: T53393718PT | \$150.00        |
| <b>Total</b>  | <b>\$150.00</b> |

Pay Method: mastercard \*\*\*\*\*0823

To return to e360 select back to home.

[« Back to Home](#)

E360 will show the fees and paid.

| Subtotal \$0.00 |                 |               |
|-----------------|-----------------|---------------|
| Total           | Paid            | Balance       |
| \$0.00          | \$0.00          | \$0.00        |
| \$150.00        | \$150.00        | \$0.00        |
| <b>\$150.00</b> | <b>\$150.00</b> | <b>\$0.00</b> |

If you wish to cancel a payment before you complete the payment process you can select the cancel button and it will return you to e360.

